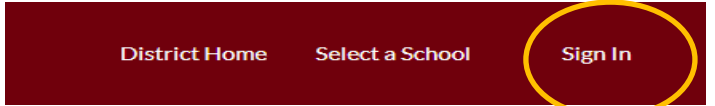


# How to Access Your Parent or Student Infinite Campus Portal on the District and School Websites


If you need to access your parent or student Infinite Campus portal, we have created two ways for you to access the portal online. Both access points are available on the District and every school website. These are the access points you should bookmark to access the portal and also if you forget your password or login information. **Please don't use the login located at the top of every website.** This is only for staff members to access the websites to update content and goes to the webmaster who, unfortunately, cannot reset your IC portal information. This has to be done by your child's school site, or you can also reset if you follow the self help directions on the portal screen.



## ACCESS Point #1 Quickest and Easiest

In the middle section of every website is an area called Popular Links. Here, are the items that are most frequently accessed. Click on the Infinite Campus icon and it will take you to the green icon screen on the left.

### POPULAR LINKS



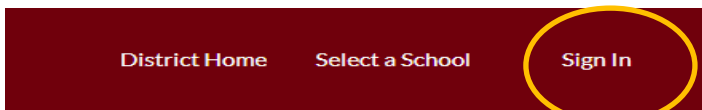
Once you are on the IC page, click on the green icon box titled Parent/Student Portal (as shown below)

The screenshot shows the Infinite Campus login page. At the top is the logo and the tagline "Transforming K12 Education®". Below that is a "Campus Portal" button. The login form has fields for "Username" (containing "lboss") and "Password" (with a masked password). A "Sign In &gt;&gt;" button is highlighted with a yellow oval. Below the button are links for "Forgot your password?", "Forgot your username?", and "Problems logging in?". A yellow text box points to this area with the text: "Here is the area where you can access self help resources." Below the login form is a "District Announcements" section with a date "2016-04-03" and a link "Problems Logging In or need a Parent Portal account created? Click this link Select appropriate school flyer - contact the school clerk". A yellow text box points to this link with the text: "If you are unable to resolve your login issues with self help, click on the flyer link provided and contact your child's school clerk." At the bottom is a "Student Portal Passwords" section with instructions on password format and a note to reset the password immediately.

A green rounded square icon with the Infinite Campus logo and the text "PARENT/STUDENT PORTAL" with a red arrow pointing right. The icon is circled in yellow. A yellow text box to its right says: "After you click on the green icon, the login box to the right will come up. This page provides you with login assistance and information for parents and students." Below this is a section titled "Infinite Campus Information" with the subtitle "Parent and Student Access to Infinite Campus".

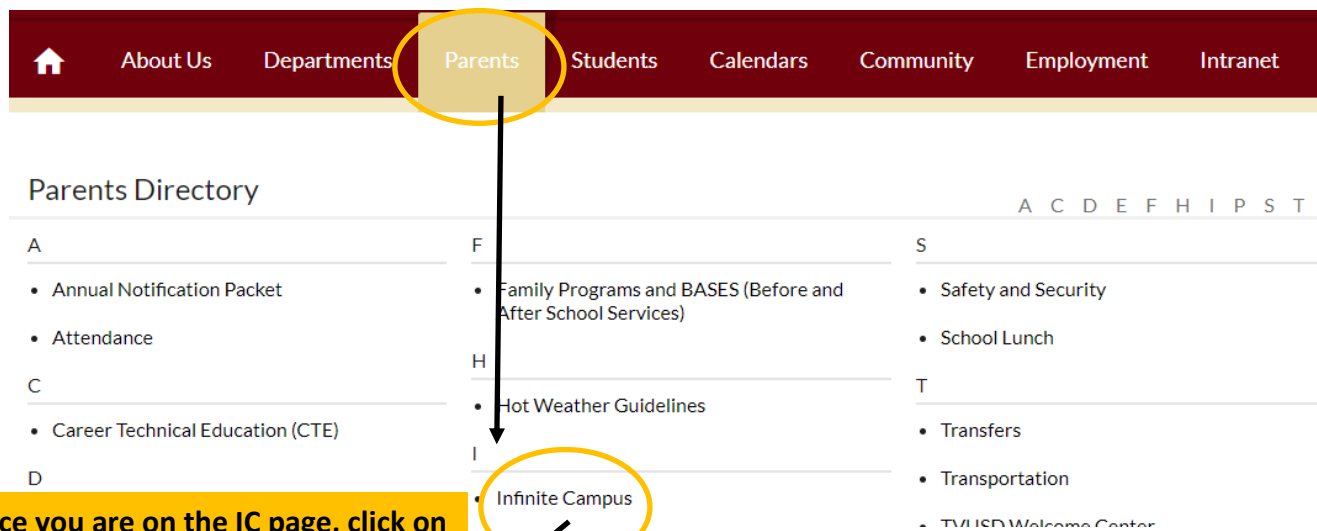
# How to Access Your Parent or Student Infinite Campus Portal on the District and School Websites

If you need to access your parent or student Infinite Campus portal, we have created two ways for you to access the portal online. Both access points are available on the District and every school website. These are the access points you should bookmark to access the portal and also if you forget your password or login information. **Please don't use the login located at the top of every website.** This is only for staff members to access the websites to update content and goes to the webmaster who, unfortunately, cannot reset your IC portal information. This has to be done by your child's school site, or you can also reset if you follow the self help directions on the portal screen.



## ACCESS Point #2 Parents Channel Tab

At the top of every school website, there is a parents tab. Click on parents and then click on Infinite Campus.



Once you are on the IC page, click on the green icon box titled Parent/Student Portal (as shown below)

### Infinite Campus Information

Parent and Student Access to Infinite Campus



After you click on the green icon, the login box to the right will come up. This page provides you with login assistance and information for parents and students.

A screenshot of the Infinite Campus login page. It has a green header with 'Campus Portal' in white. Below the header are fields for 'Username' and 'Password'. A 'Sign In &gt;&gt;' button is circled in yellow. Below the button are links for 'Forgot your password?', 'Forgot your username?', and 'Problems logging in?'. A yellow box points to these links with the text 'Here is the area where you can access self help resources.' Below the login section is a 'District Announcements' section. A yellow box points to a link in this section with the text 'If you are unable to resolve your login issues with self help, click on the flyer link provided and contact your child's school clerk.' The link text is 'Problems Logging In or need a Parent Portal account created? Click this link - Select appropriate school flyer - contact the school clerk'.