




## Suggested Supplies for Mrs. Souza's Class

<p>2 - <u>1 inch</u> View Binders</p> <p>(1 for Memory Book and one for Class Binder) any color you choose. Put your name on them.</p>	
<p>Pencil box</p> <p>In your pencil box put the following items:</p>	
<p>Colored Pencils</p>	 <p>24 pack fits best in the pencil box</p>
<p>#2 Pencils</p> <p>(Put 3 or 4 in your box and give the rest to the community or keep at home)</p>	<p>Ticonderoga Pencils are the easiest to sharpen</p>
<p>2 Thin Whiteboard markers</p>	
<p>Scissors</p>	<p>(put your name on them)</p>
<p>Pen in a fun color for correcting</p>	<p>(just one or two – keep the rest at home to bring in when you need them)</p>
<p>Glue Sticks</p>	<p>(2 for your pencil box and give the rest to community supplies)</p>
<p>Highlighter</p>	<p>(just one or two – keep the rest at home to bring in when you need them)</p>
<p>Eraser</p>	<p>(the white ones work the best)</p>

### **Needed community supplies for our classroom:**

Wide Ruled Lined Paper  
 Glue Sticks  
 Kleenex  
 Disinfectant Wipes

Eraser toppers  
 Additional Thin Expo Markers  
 Additional Colored Pencils  
 Colored Markers