








Choose at least 3 activities to complete each week. Check the box in the lower right corner of each calendar square as your child completes the activity.

 <h1 style="font-size: 2em; margin: 0;">April</h1>				
Monday	Tuesday	Wednesday	Thursday	Friday
<p>Try to trick a friend with a riddle.</p> 	<p>Visit your library. Find three different things you can borrow.</p>	<p>Count 30 pieces of macaroni by ones. Then count them by twos, threes, fives, and tens.</p>	<p>Take a walk with your family. Take a bag and collect three nonliving things.</p> 	<p>Bounce a ball with your right hand and then with your left. Which is easier?</p>
<p>Discuss the saying <i>April showers bring May flowers.</i></p> 	<p>Name five animals and their babies. (dog, puppy) Which baby is your favorite?</p>	<p>Name five words that have a short e sound (as in hen).</p>	<p>Talk with your family about ways you can save energy and recycle.</p>	<p>Find things in your home that begin with <i>ch</i>, <i>th</i>, and <i>sh</i>.</p>
<p>Using 5, 3, and 8, write two addition facts and two subtraction facts.</p>	<p>If each vowel in your name is worth five cents, how much money is your name worth?</p>	<p>Use dimes, nickels, and pennies to show 19¢, 34¢, 46¢, and 82¢.</p>	<p>Use a ruler to measure four objects. Draw a picture of each object and write its length.</p>	<p>Tell about something kind you did for someone. How did the two of you feel?</p>
<p>Write the names of the oldest and youngest members of your family.</p>	<p>Line up your shoes. Count them by twos.</p> 	<p>Count by fives to 100. Write the numbers.</p>	<p>Tell how spring is different from winter.</p>	<p>Name four ways animals move.</p> 
<p>Read a story. Who was your favorite character? Tell someone why.</p>	<p>Write five words that rhyme with <i>spring</i>.</p>	<p>Discuss with your family the things you find funny.</p>	<p>Make a list of six products that are made from wood.</p> 	<p>Write the two words that make up each of these contractions: <i>didn't</i>, <i>isn't</i>, <i>can't</i>.</p>